

The Equipment Report

 US Edition

February **2019**

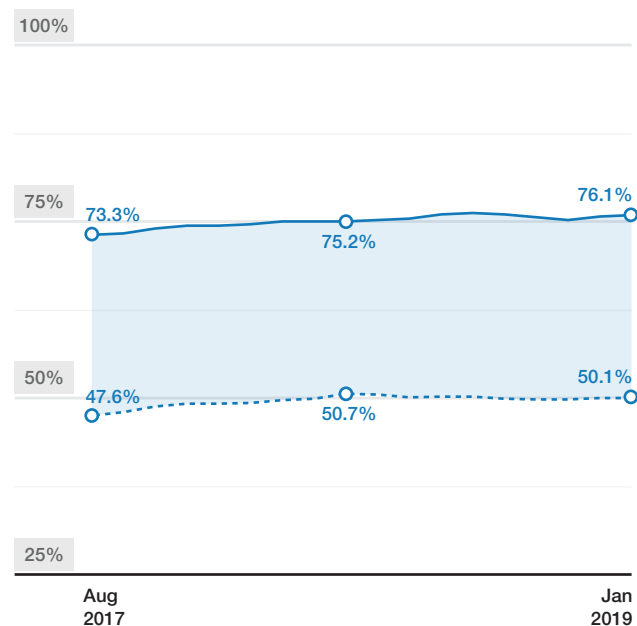


Summary

FMV

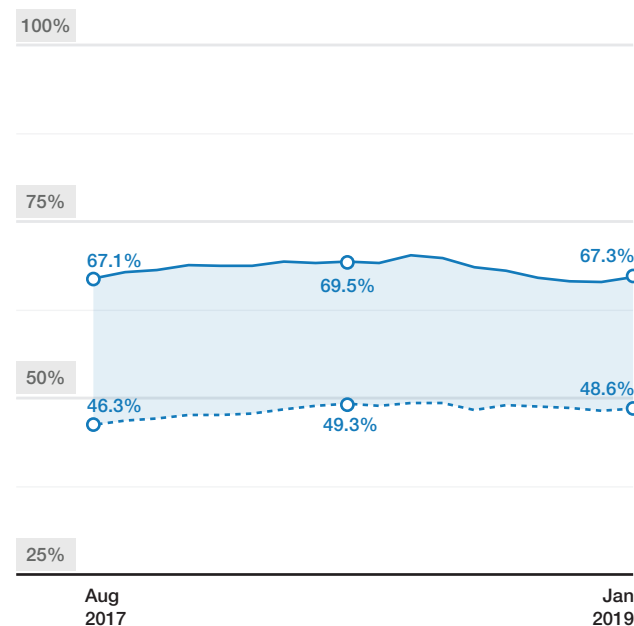
FLV

General Construction Equipment



Retail values have ticked up while auction values remained flat.

Heavy Earthmoving Equipment



After a prolonged period of weakness in 2018, retail values have ticked up. Auction values have remained flat for the better part of 2018.

Market Update

Going into 2019 General Construction and Heavy Earthmoving retail values have ticked up with auction values remaining relatively flat.

2017 values showed sustained growth in used equipment values across both the auction and retail channels as compared to the lower market values observed in early 2016. This growth has continued into late 2018, driven by improved expectations for infrastructure spending and growing economic strength.

Since the market dropped in mid-2016, general construction equipment has recovered to peak levels within the most recent eighteen month period. This improvement has primarily been driven by Telehandlers which have shown material improvement across both the retail and auction channels. Heavy earthmoving equipment has similarly recovered since mid-2016, but has recently shown softness across both channels.

Please see the Appendix page for value definitions, index methodology, and index constituents.

Any reproduction, distribution, modification, retransmission, or publication of any content is strictly prohibited without the express written consent of Rouse Services LLC.

Table of Contents

General Construction Equipment

4

Heavy Construction Equipment

5

Other Equipment

6

Auction Results

7

Retail Results

8

Appendix

9

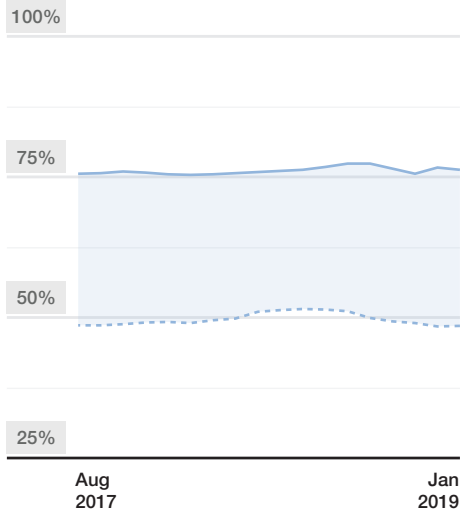
Closing

10

General Construction Equipment

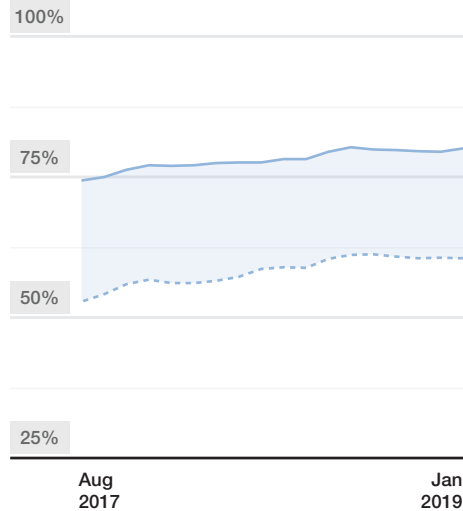
FMV Index FLV Index

Aerial



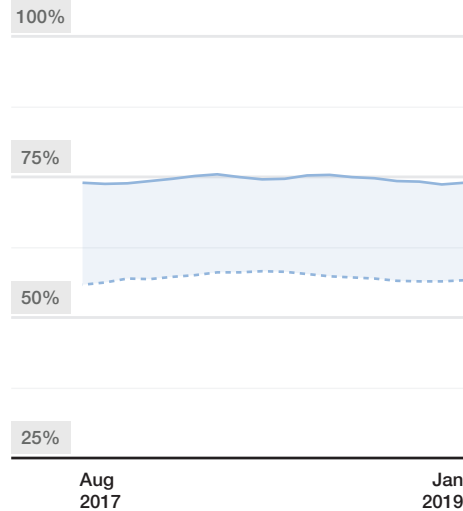
Retail and auction values flattened going into 2019.

Telehandlers



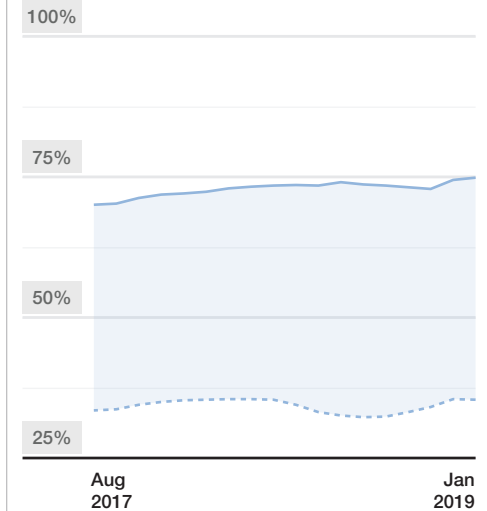
Retail values saw a slight uptick after a flat period, while auction values remained flat.

Light and Medium Earthmoving



Retail and auction values flattened after some prolonged periods with little fluctuations.

Support



Retail values have ticked up after a year of softness, while auction values flattened after a brief period of strength.

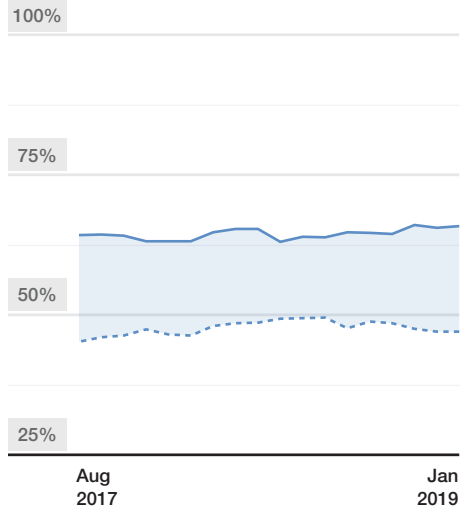
Please see the Appendix page for value definitions, index methodology, and index constituents.

Any reproduction, distribution, modification, retransmission, or publication of any content is strictly prohibited without the express written consent of Rouse Services LLC.

Heavy Earthmoving Equipment

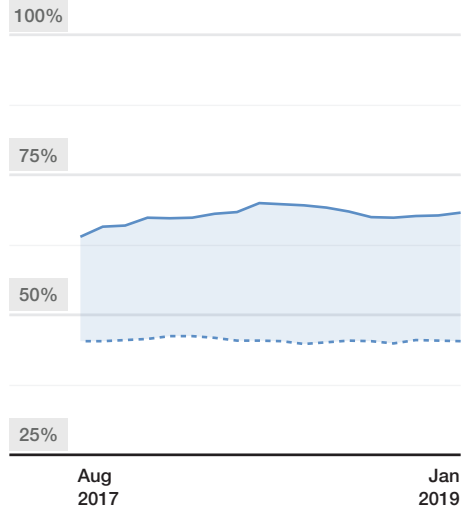
FMV Index FLV Index

Excavators



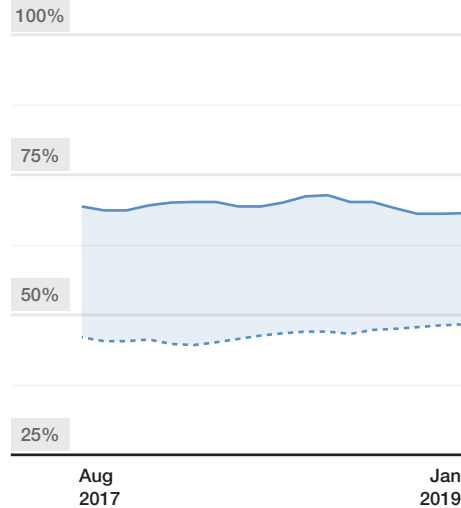
Both retail and auction values have flattened after period over period fluctuations.

Dozers



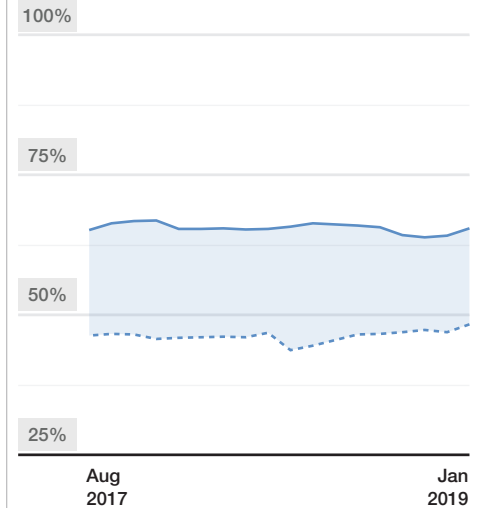
Retail values have seen a prolonged period of slight growth while auction values have been flat.

Wheel Loaders



Retail values have flattened after a period of weakness while auction values have had a prolonged period of slight growth.

Articulated Trucks



Both retail and auction values have strengthened going into 2019.

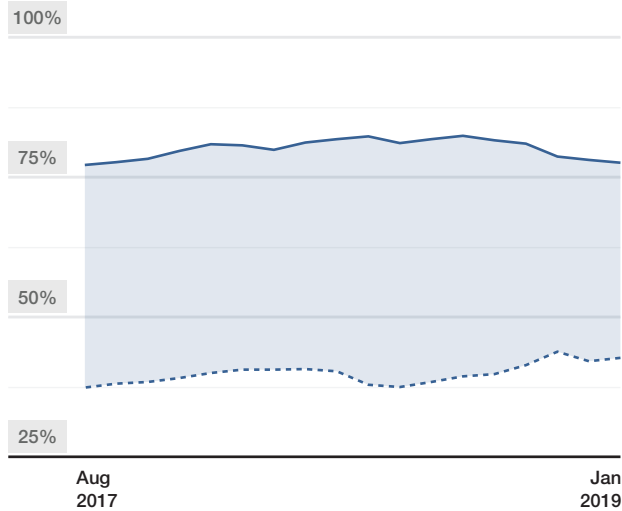
Please see the Appendix page for value definitions, index methodology, and index constituents.

Any reproduction, distribution, modification, retransmission, or publication of any content is strictly prohibited without the express written consent of Rouse Services LLC.

Other Equipment

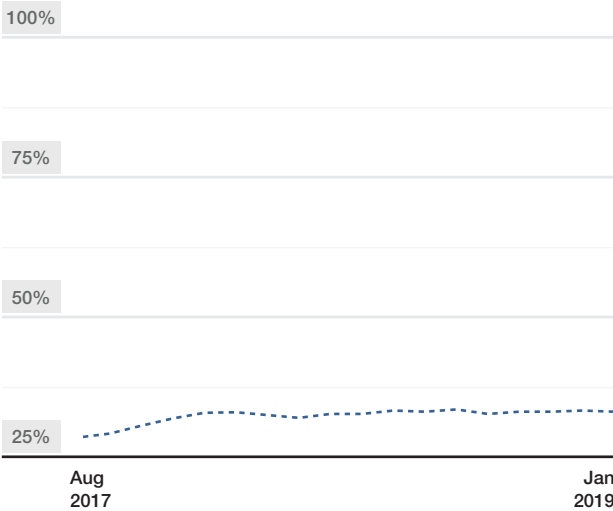
FMV Index FLV Index

Forklift Trucks



Retail values are down. Auction values are up after a fluctuation towards the back half of 2018.

Truck Tractors



Auction values are flat.

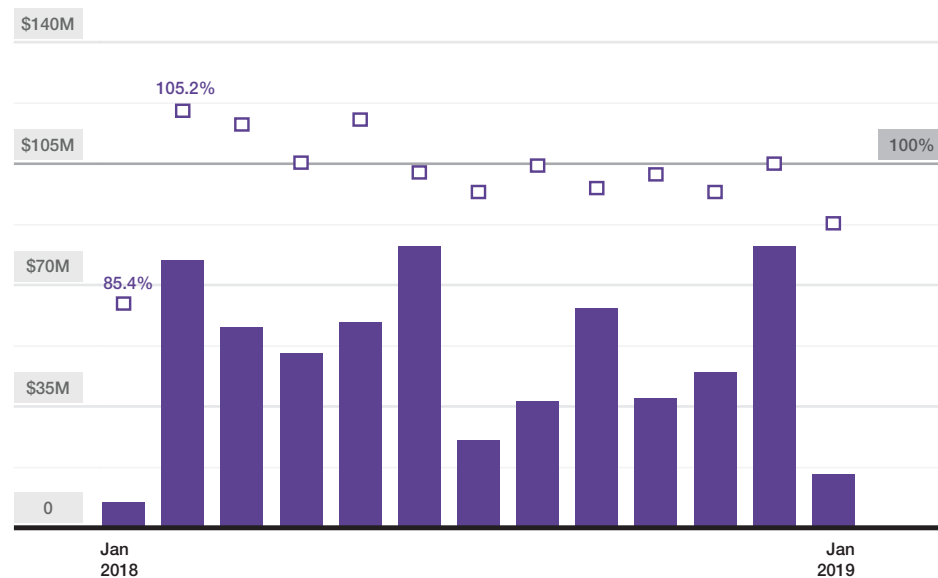
Please see the Appendix page for value definitions, index methodology, and index constituents.

Any reproduction, distribution, modification, retransmission, or publication of any content is strictly prohibited without the express written consent of Rouse Services LLC.

Auction Results

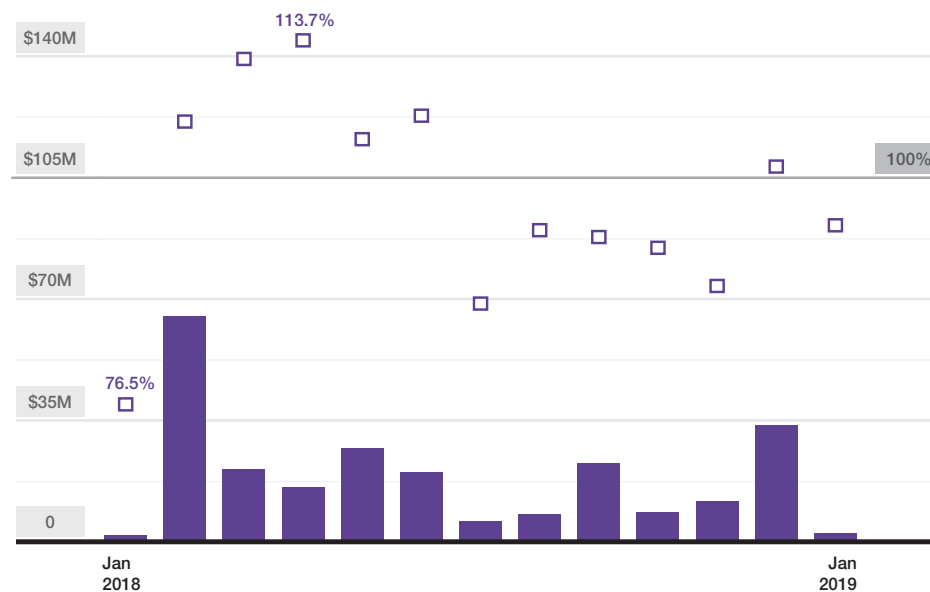
Auction Proceeds
FLV Recovery

General Construction Equipment Results



January is typically a slow month for auction and 2019 is no different. However, January 2019 showed moderate underperformance on the lighter auction volume.

Heavy Earthmoving Equipment Results



January is typically a slow month for auction and 2019 is no different. However, January 2019 showed moderate underperformance on the lighter auction volume.

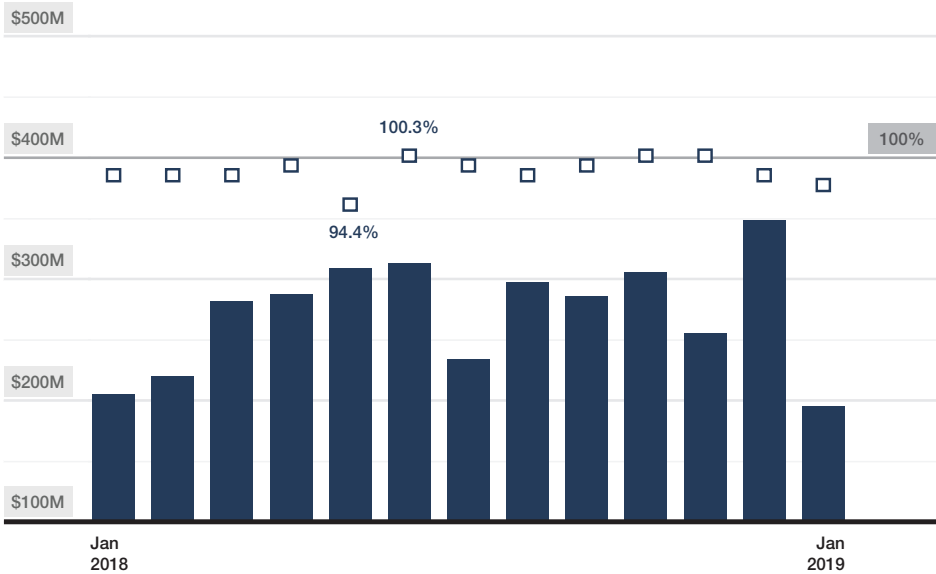
Please see the Appendix page for value definitions, index methodology, and index constituents.

Any reproduction, distribution, modification, retransmission, or publication of any content is strictly prohibited without the express written consent of Rouse Services LLC.

Retail Results

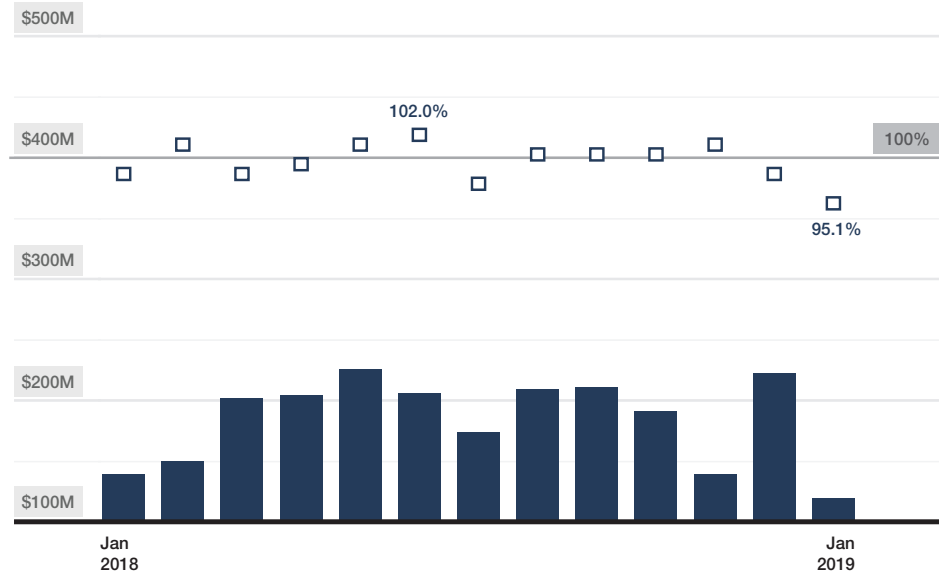
Retail Proceeds
FMV Recovery

General Construction Equipment Results



January results were down both in terms of volume and results year over year. However, January 2019 showed flattish performance on the moderate retail volume.

Heavy Earthmoving Equipment Results



January results were down both in terms of volume and results year over year. However, January 2019 showed moderate underperformance on the moderate retail volume.

Please see the Appendix page for value definitions, index methodology, and index constituents.

Any reproduction, distribution, modification, retransmission, or publication of any content is strictly prohibited without the express written consent of Rouse Services LLC.

Appendix

Glossary

Fair Market Value (“FMV”): A professional opinion of the estimated most probable price expressed in terms of currency to be realized for property in an exchange between a willing buyer and a willing seller, with equity to both, neither being under any compulsion to buy or sell, and both parties fully aware of all relevant facts as of the effective date of the report. Additionally, this value is not discounted for assembling, cleaning, security, advertising, brokerage, or other disposal costs, if any.

Forced Liquidation Value (“FLV” or “AUCTION”): The estimated gross amount expressed in terms of money that the Equipment will typically realize at a properly conducted public auction when the seller is compelled to sell as of a specific date within a 60 to 90 day period. This amount does not account for Equipment make ready costs or transportation of the Equipment to the auction site. All Equipment to be sold piecemeal, “as is where is” with the purchaser being responsible for removal of the assets at purchaser’s own risk and expense.

Value Index: Each monthly data point in any given value index represents the average recovery, as a percentage of cost, for ten different model years of equipment ranging from new to nine years old, with each year weighted equally.

Chart Constituents: Each chart represents a composite value index that is equally weighted amongst its respective constituents.

FLV Recovery: The FLV recovery represents the aggregate performance of individual auction sales in any given month measured against the prevailing Rouse FLVs at the time of the sale. For example, an auction sale that took place in the month of July would be compared to the Rouse FLV for the same make-model-year equipment that was effective as of June 30th.

Equipment Index

Chart	Constituents
General Construction Equipment	Aerial Telehandlers Light/Medium Earthmoving Support
Aerial	Telescopic Booms Articulating Booms Scissor Lifts
Telehandlers	Telehandlers
Light/Medium Earthmoving	Backhoe Loaders 0-179 HP Dozers 0-74,999 Lb Excavators Skid Steer Loaders 0-189 HP Wheel Loaders Track Loaders
Support	Air Compressors Generators HVAC Lighting Equipment
Heavy Earthmoving Equipment	75,000+ Lb Excavators 180+ HP Crawler Dozers 190+ HP Wheel Loaders Articulated Trucks Motor Graders
Excavators	75,000+ Lb Excavators
Dozers	180+ HP Crawler Dozers
Wheel Loaders	190+ HP Wheel Loaders
Articulated Trucks	Articulated Trucks
Forklift Trucks	Forklift Trucks
Truck Tractors	Truck Tractors

Closing

About Rouse

Rouse is the construction equipment industry's leading information services company. We deliver the most accurate and reliable information in the rental and construction industries. Our powerful suite of services includes valuations, used equipment sales support and rental metrics benchmarking. Rouse Services provides the knowledge you need to make more informed business decisions.

Rouse Appraisals

Rouse Appraisals provides rental companies, construction equipment dealers, and their investors and lenders with the most accurate appraisals and equipment valuation information available. On an annual basis, Rouse Appraisals values approximately \$40 billion of equipment, tracks more than 30,000 unique make / models, and analyzes nearly \$10 billion of retail, auction, and trade-in sales of used equipment.

Contact

Raffi Aharonian
Raffi.Aharonian@rouseservices.com
310-363-7525

Rouse Sales

Rouse Sales helps rental companies and fleet owners optimize their used equipment selling programs. Rouse offers web and mobile solutions for the key components of an effective used equipment sales program, including current Retail and Auction equipment values, customized listings websites, and sales force enablement and quoting tools. Rouse clients sell more than \$2B of used equipment each year using the Rouse Sales platform.

Contact

Doug Rusch
douglas.rusch@rousesales.com
310-363-7489

Rouse Analytics

Rouse Analytics collects nightly information on over \$20 billion in rental invoices per year and over \$50 billion of fleet from more than 150 participating rental companies and dealers and uses this information to provide them with comparisons of their rental rates, utilization and other key performance metrics to industry benchmarks at a local market level. Metrics used are calculated according to the American Rental Association's Rental Market Metrics™ standards.

Contact

Phil Mause
phil.mause@rouseanalytics.com
310-363-7513